

Year: XIX

ISSUE: 181

Volume: 231

Nepal Telecommunications Authority

Telecommunication Indicators

Magh, 2080 (January 15– February 12, 2024)

P.O. Box No. 9754
Jamal, Kathmandu, Nepal
Phone No.: +977-1-5355474
Fax No.: +977-1-5355250
E-mail: ntra@nta.gov.np, info@nta.gov.np
Website: www.nta.gov.np

Published on
Baisakh, 2081

Table of Contents

1.	Voice Telephony	3
1.1	Subscription of Voice Telephony Service	3
1.2	Service wise Market Proportion of Voice Service (Based on Subscription)	4
1.3	Operator-wise Market Proportion of Voice Service (Based on Sim Subscription)	5
1.4	Population Penetration (%) of Voice Service (Based on Subscription).....	6
2.	Internet Service.....	7
2.1	Subscription of Broadband Internet Service	7
2.2	Market Proportion of Data Service (Technology-wise).....	8
2.3	Market Proportion of Mobile Broadband Service (Based on Sim Subscription).....	9
2.4	Population Penetration of Broadband Service (Based on Subscription).....	10
2.5	List of Top Twenty Internet Service Providers (Based on Number of subscriber-Fixed Broadband).....	11
2.6	Market proportion of Fixed Broadband service (Operator-wise).....	11
2.7	Technology used in Broadband Service.....	13

1. Voice Telephony

1.1 Subscription of Voice Telephony Service

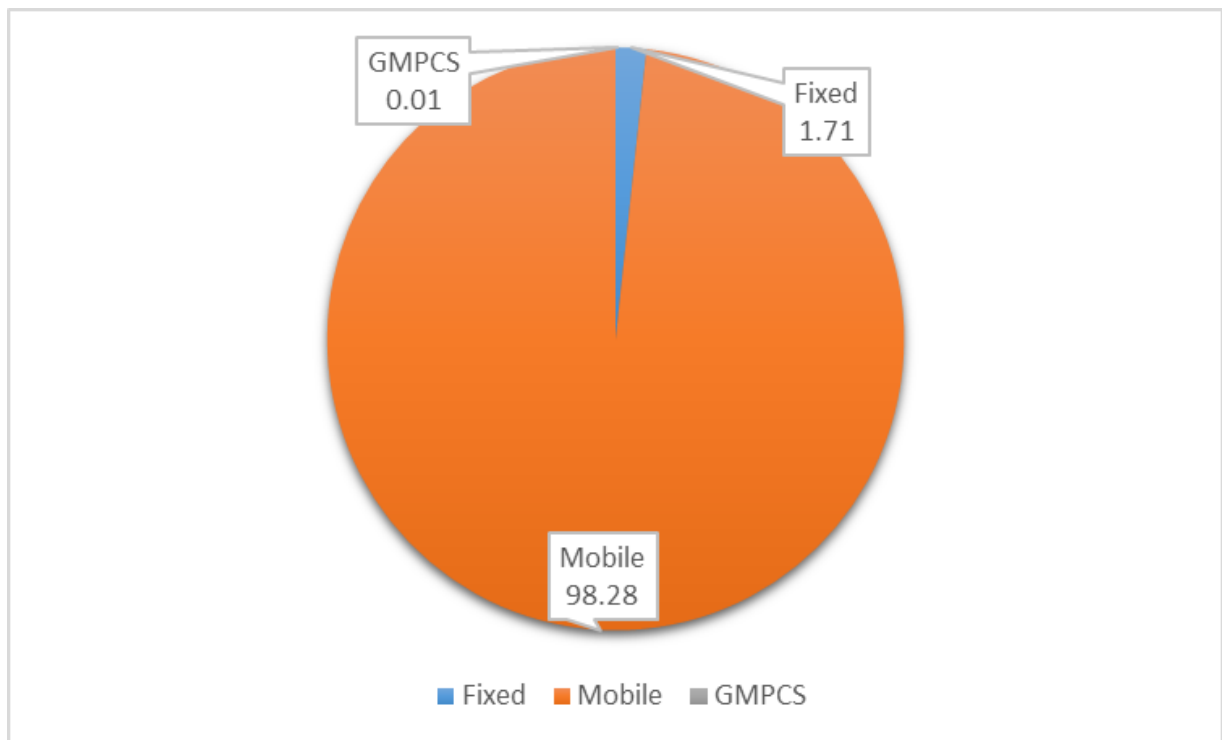
Operator	Service	Technology	Total	
Nepal Telecom	Fixed	PSTN	256865	600,470
		FTTH Voice	343605	
		VSAT		
		WLL#		
	Mobile	CDMA		34523989
	GSM/IMT	21571926		
Ncell Axiata Ltd.	GSM/IMT	12,952,063		
Others	GMPCS	GMPCS	2986	2,986
Total				35,127,445

Population Projection (2011-2031): 2,91,64,578 (Source: cbs.gov.np)

CDMA/ WLL service phased out by Nepal Telecom from Shrawan, 2080.

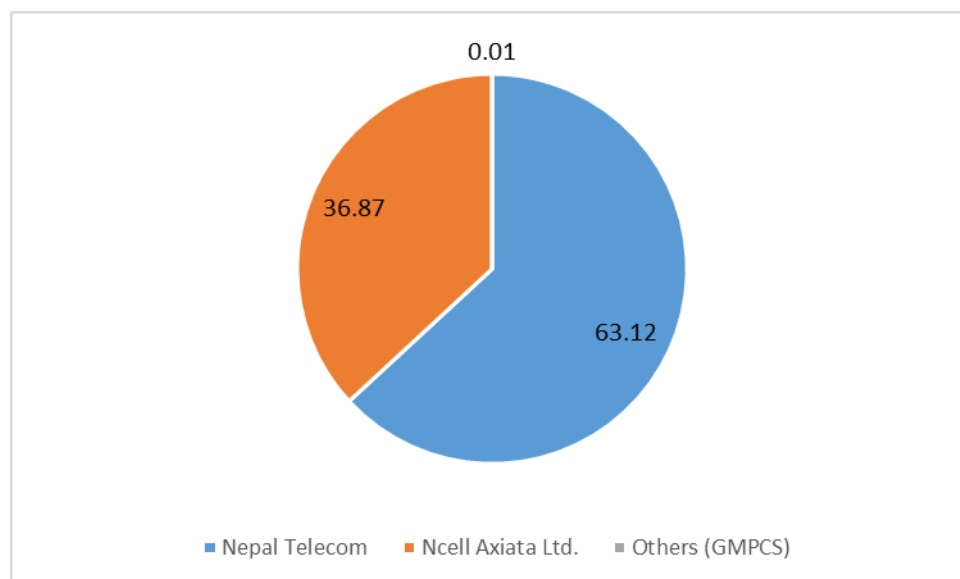
1.2 Service wise Market Proportion of Voice Service (Based on Subscription)

Voice Telephony Service	Number of Subscriber	Market Proportion (%)
Fixed	600470	1.71
Mobile	34523989	98.28
GMPCS	2986	0.01
Total	35127445	100.00



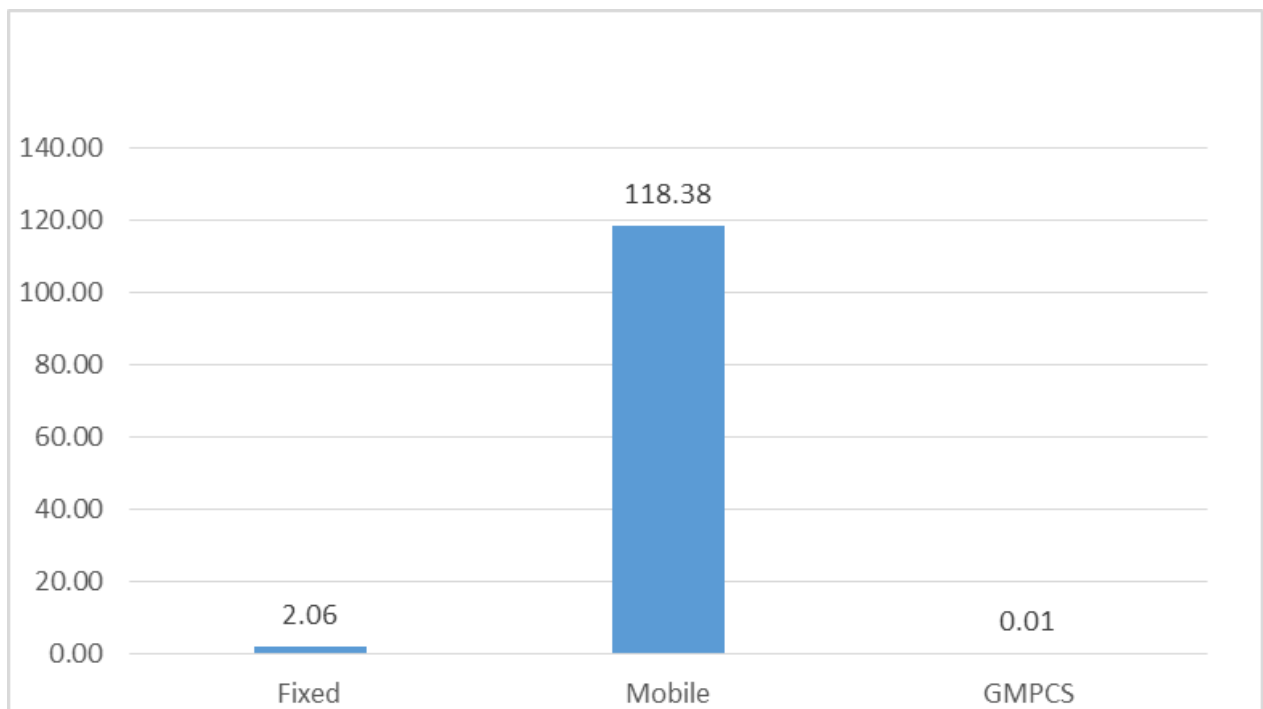
1.3 Operator-wise Market Proportion of Voice Service (Based on Sim Subscription)

Operator	Number of Subscriber	Market Proportion (%)
Nepal Telecom	22172396	63.12
Ncell Axiata Ltd.	12952063	36.87
Others (GMPCS)	2986	0.01
Total	35127445	100.00



1.4 Population Penetration (%) of Voice Service (Based on Subscription)

Voice Telephony Service	Number of Subscriber	Population Penetration (%)
Fixed	600470	2.06
Mobile	34523989	118.38
GMPCS	2986	0.01
Total	35127445	120.45



2. Internet Service

2.1 Subscription of Broadband Internet Service

Services		Users			Total
		Nepal Doorsanchar Company Ltd.	Ncell Axiata Ltd.	ISPs	
Fixed Broadband (Wired)	ADSL/Cable	71,869	-	127	71,996
	FTTH	1,167,384	-	12,779,226	13,946,610
Fixed Broadband (Wireless)	Radio (WIFI)	-	-	44,998	44,998
Mobile Broadband	3G	5625197	1,597,992	-	7,223,189
	4G	14448750	6,019,732	-	20,468,482
	EVDO				-
Total		21,313,200	7,617,724	12,824,351	41,755,275

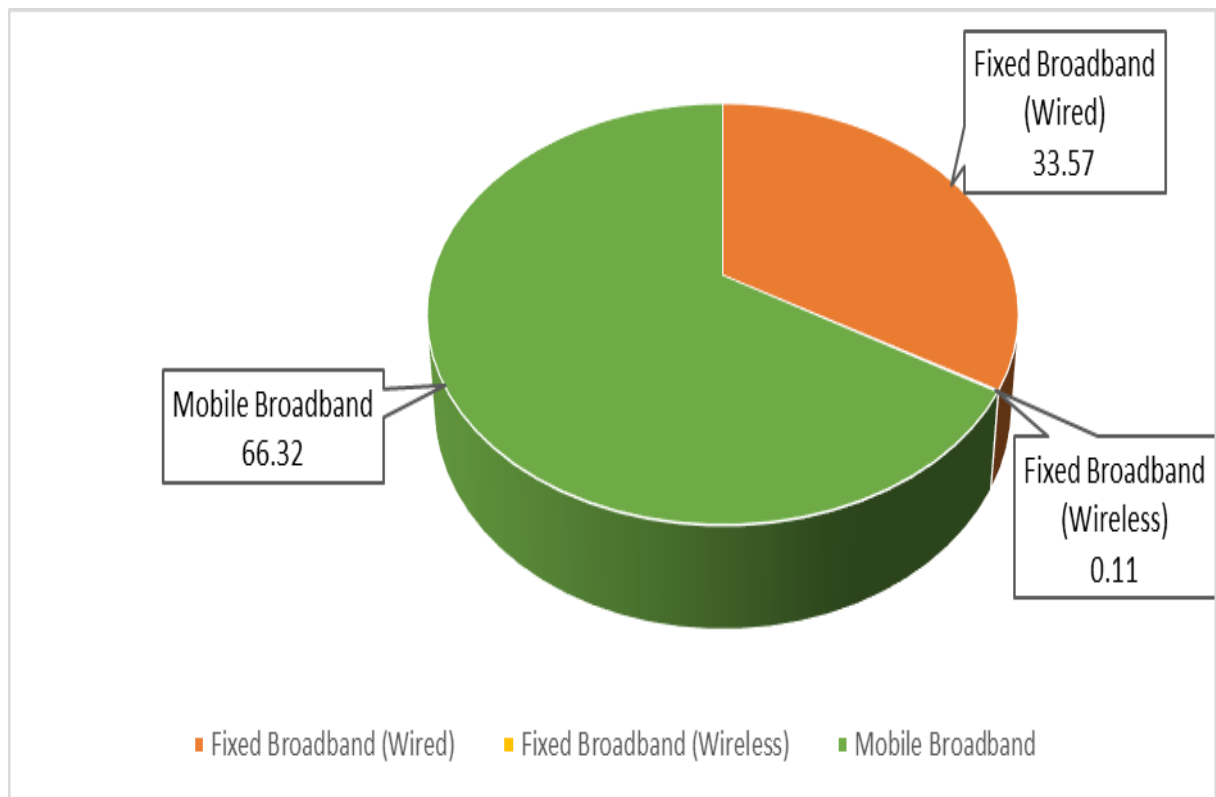
Note: Data/Internet Service through GPRS Service is excluded in Broadband subscription.

1 Connection equal to 4.37 subscribers for fixed broadband (Source: cbs.gov.np)

EVDO service phased out by Nepal Telecom from Shrawan, 2080.

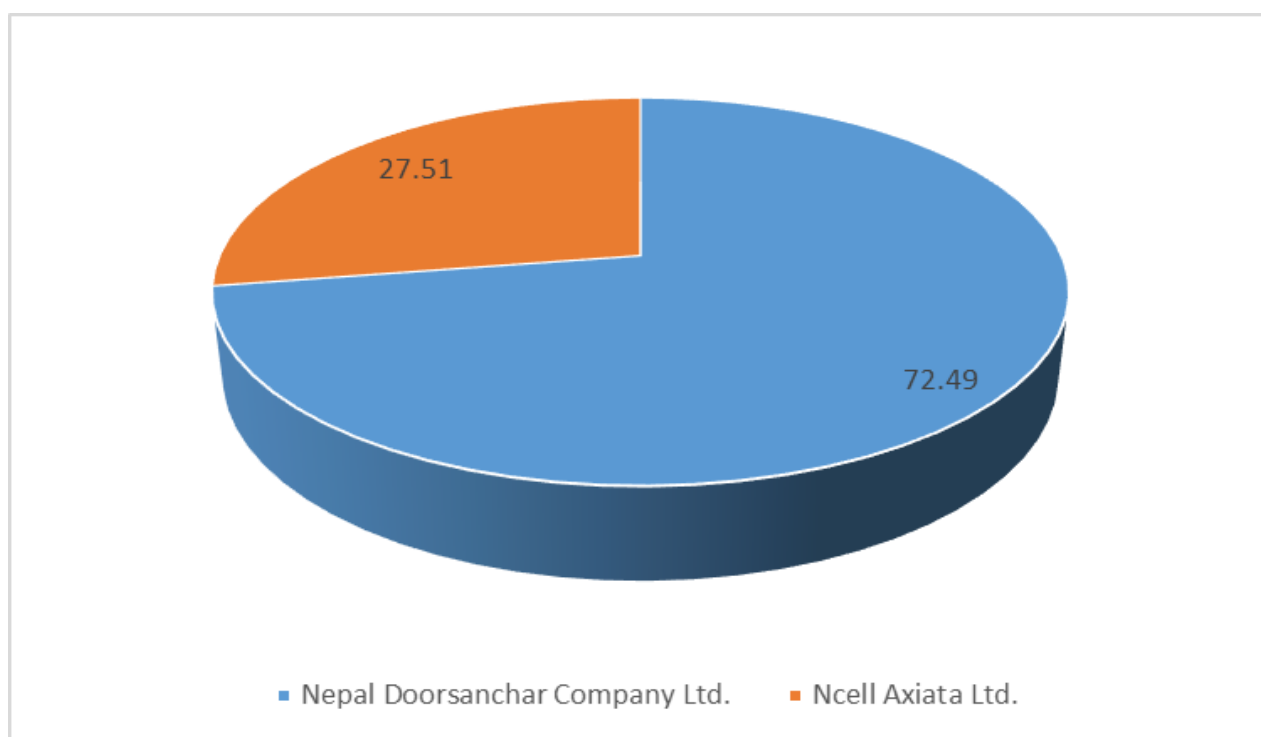
2.2 Market Proportion of Data Service (Technology-wise)

Broadband Services	Number of Subscription	Market Proportion (%)
Fixed Broadband (Wired)	14018606	33.57
Fixed Broadband (Wireless)	44998	0.11
Mobile Broadband	27691671	66.32
Total Broadband Service	41755275	100.00



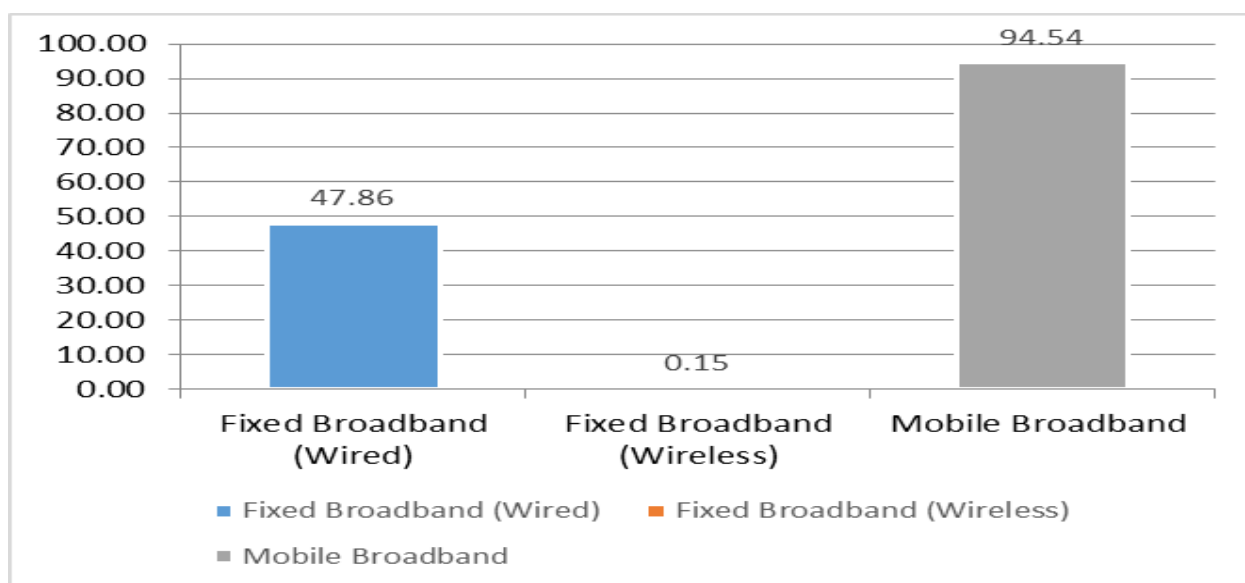
2.3 Market Proportion of Mobile Broadband Service (Based on Sim Subscription)

Operator	Number of Subscription	Market Proportion (%)
Nepal Doorsanchar Company Ltd.	20073947	72.49
Ncell Axiata Ltd.	7617724	27.51
Total	27691671	100.00



2.4 Population Penetration of Broadband Service (Based on Subscription)

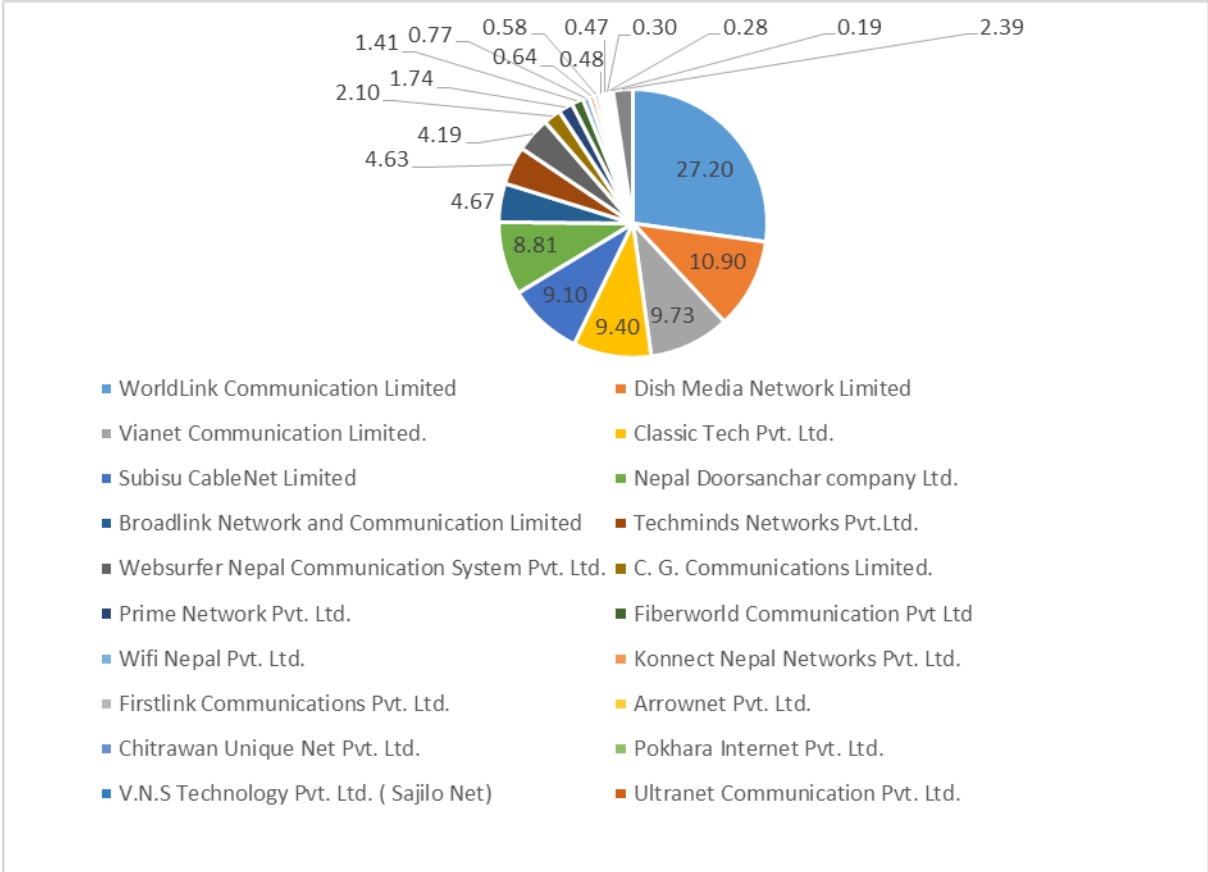
Broadband Services	Number of Subscription	Population Penetration(%)
Fixed Broadband (Wired)	14018606	47.86
Fixed Broadband (Wireless)	44998	0.15
Mobile Broadband	27691671	94.54
	41755275	142.55



2.5 List of Top Twenty Internet Service Providers (Based on Number of subscriber-Fixed Broadband)

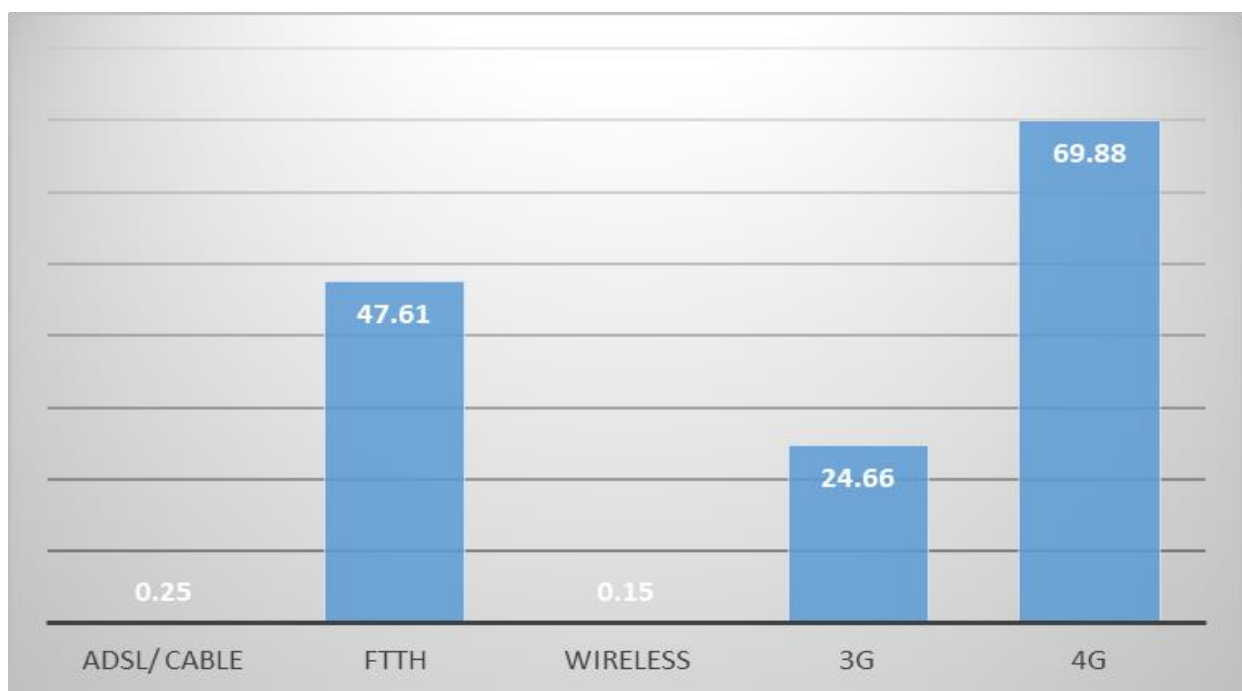
S.no.	Operator	Fiber	ADSL/ Cable	Wireless	Total	Market Share (in %)
1	WorldLink Communication Limited	874862	23	522	875407	27.20
2	Dish Media Network Limited	350674	0	0	350674	10.90
3	Vianet Communication Limited.	313256	0	0	313256	9.73
4	Classic Tech Pvt. Ltd.	301891	0	703	302594	9.40
5	Subisu CableNet Limited	290554	6	2310	292870	9.10
6	Nepal Doorsanchar company Ltd.	267136	16446	0	283582	8.81
7	Broadlink Network and Communication Limited	149842	0	534	150376	4.67
8	Techminds Networks Pvt.Ltd.	147725	0	1215	148940	4.63
9	Websurfer Nepal Communication System Pvt. Ltd.	132769	0	2037	134806	4.19
10	C. G. Communications Limited.	67608	0	0	67608	2.10
11	Prime Network Pvt. Ltd.	56019	0	0	56019	1.74
12	Fiberworld Communication Pvt Ltd	45344	0	0	45344	1.41
13	Wifi Nepal Pvt. Ltd.	24797	0	0	24797	0.77
14	Konnect Nepal Networks Pvt. Ltd.	20660	0	0	20660	0.64
15	Firstlink Communications Pvt. Ltd.	18815	0	0	18815	0.58
16	ArrowNet Pvt. Ltd.	15509	0	70	15579	0.48
17	Chitrawan Unique Net Pvt. Ltd.	15047	0	0	15047	0.47
18	Pokhara Internet Pvt. Ltd.	9510	0	185	9695	0.30
19	V.N.S Technology Pvt. Ltd. (Sajilo Net)	9021	0	0	9021	0.28
20	Ultranet Communication Pvt. Ltd.	6061	0	50	6111	0.19
21	Other	74344	0	2671	77015	2.39
Total		3191444	16475	10297	3218216	100.00

2.6 Market proportion of Fixed Broadband service (Operator-wise)



2.7 Technology used in Broadband Service

Technology	Number of user	Population Penetration Proportion (%)
ADSL/ Cable	71996	0.25
FTTH	13946610	47.61
Wireless	44998	0.15
3G	7223189	24.66
4G	20468482	69.88
Total	41755275	142.55



Contact:

Nepal Telecommunications Authority

Jamal, Kathmandu

Phone No.: +977-1-5355474

Fax No.: +977-1-5355250

E-mail: info@nta.gov.np, ntra@nta.gov.np