

XI Year

Issue 69th

Vol. 117

Shrawan 2071 (17 July -16 August, 2014)

Nepal Telecommunications Authority



Management Information System

Published in
Ashwin, 2071 (October, 2014)

P.O. Box No. 9754
Bluestar Office Complex
Tripureshwor, Kathmandu, Nepal
Tel.: +977-1-43101030-38
Fax: +977-1-4101034
E-mail: ntra@nta.gov.np, info@nta.gov.np
URL: www.nta.gov.np

1. Telecom Statistics at a glance (as of Shrawan, 2071, 16 August, 2014)

1.1 Available Voice Telephony Services

Services Operators	Fixed		Mobile		Others		Total
	PSTN	WLL	GSM	CDMA	LMS	GMPCS	
NDCL	654,322	122,348	9,176,599	1,118,018	-	-	11,071,287
UTL*	-	47,937	-	-	460,904	-	508,841
NCELL	-	-	11,970,619	-	-	-	11,970,619
STM*	2,940	-	-	-	155	-	3,095
NSTPL*	-	2,644	-	-	147,356	-	150,000
STPL	598	-	-	-	1,120,502	-	1,121,100
Others	-	-	-	-	-	1,742	1,742
Total	657,860	172,929	21,147,218	1,118,018	1,728,917	1,742	24,826,684
		830,789		22,265,236		1,730,659	
Tele-Density							
Services					Penetration Rate %		
Fixed					3.13		
Mobile					84.03		
Others (LM, GMPCS)					6.53		
Total					93.69		

Population of Nepal 26,494,504 (Source: cbs.gov.np)

* Those operators who do not submitted data for the month of Shrawan.

1.2 Data/Internet Services

Services	Subscribers				Total
	NDCL	UTL	NCELL	ISPs	
Dialup (PSTN +ISDN)	4,674	-	-	10,147	14,821
Wireless Modem, Optical Fibre Ethernet	-	-	-	64,304	64,304
Cable Modem	-	-	-	31,727	31,727
ADSL	114,673	-	-	-	114,673
GPRS,EDGE,WCDMA	4,524,364	-	3,993,730	-	8,518,094
CDMA 1X, EVDO	136,573	56,744	-	-	193,317
WiMAX	9,633	-	-	-	9,633
Total	4,789,917	56,744	3,993,730	106,178	8,946,569
Internet Penetration Rate %					33.76

1.3 Public Call Centres (PCO)

Services	Subscribers
Rural PCO's of STM Telecom Sanchar Pvt. Ltd.	1,447
Rural PCO's of SMART Telecom Pvt. Ltd.	598
Total	2,045

NDCL- Nepal doorsanchar Company limited

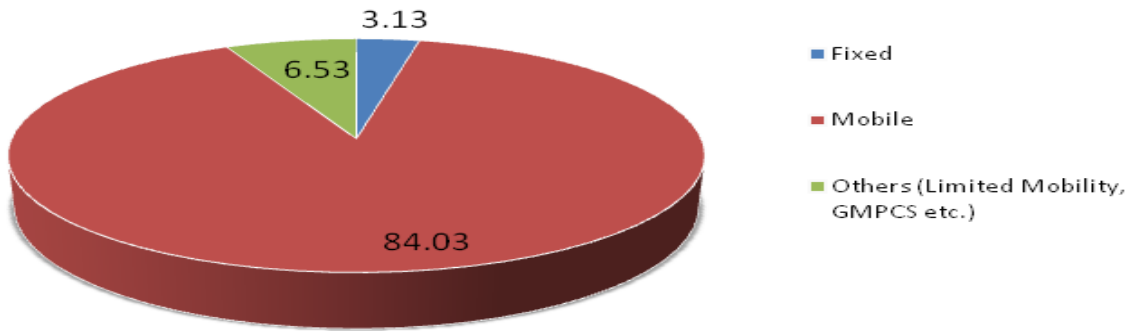
UTL- United Telecom Limited

STM- STM Telecom Sanchar Pvt.Ltd

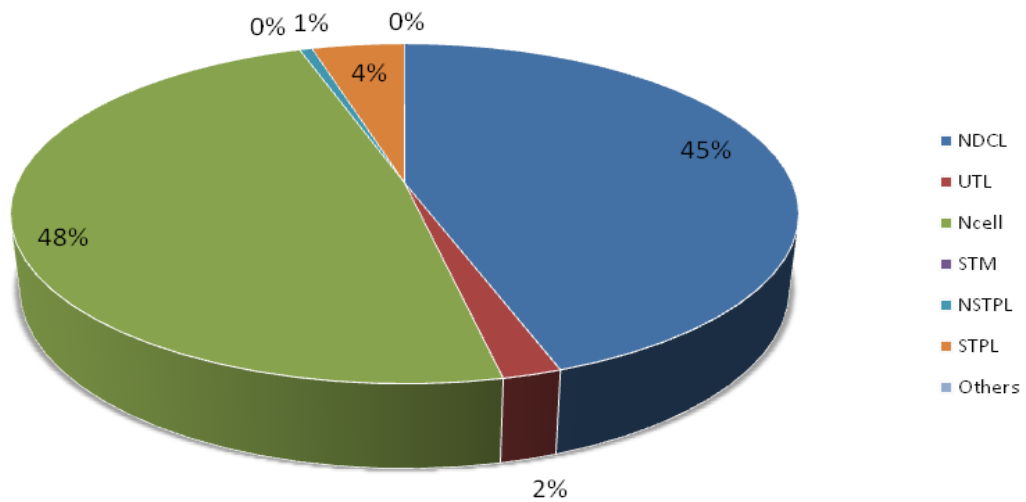
NSTPL- Nepal Satellite Telecom Pvt.Ltd

STPL- Smart Telecom Pvt.Ltd

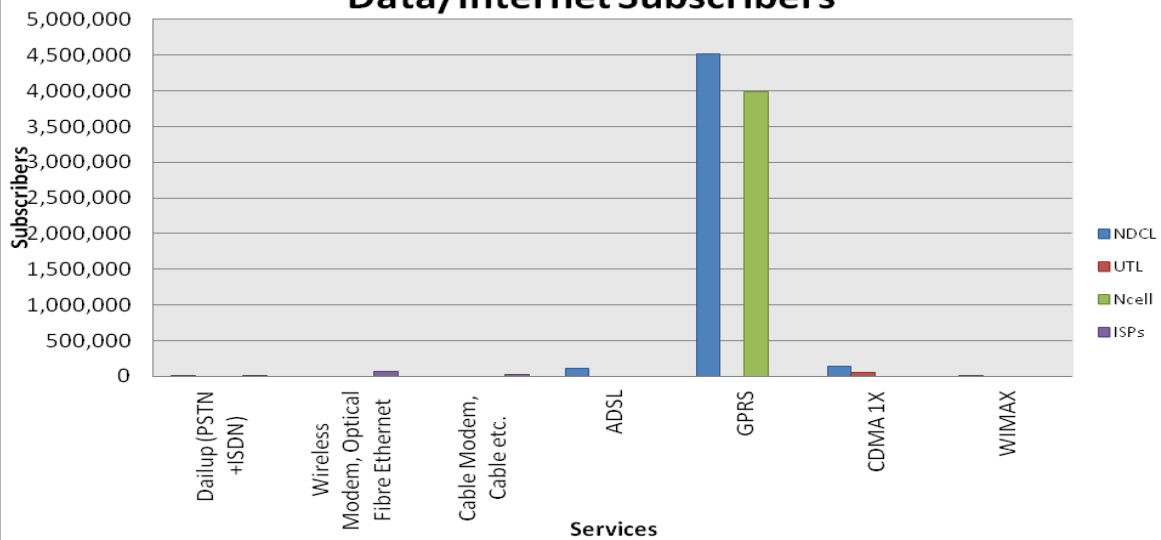
Telephone Penetration Rate



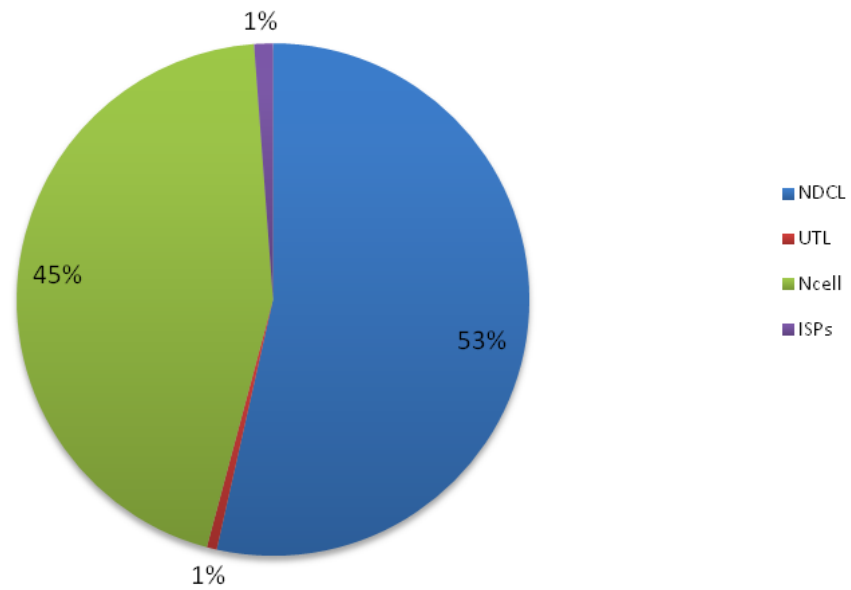
Market Share of Telephone Subscribers



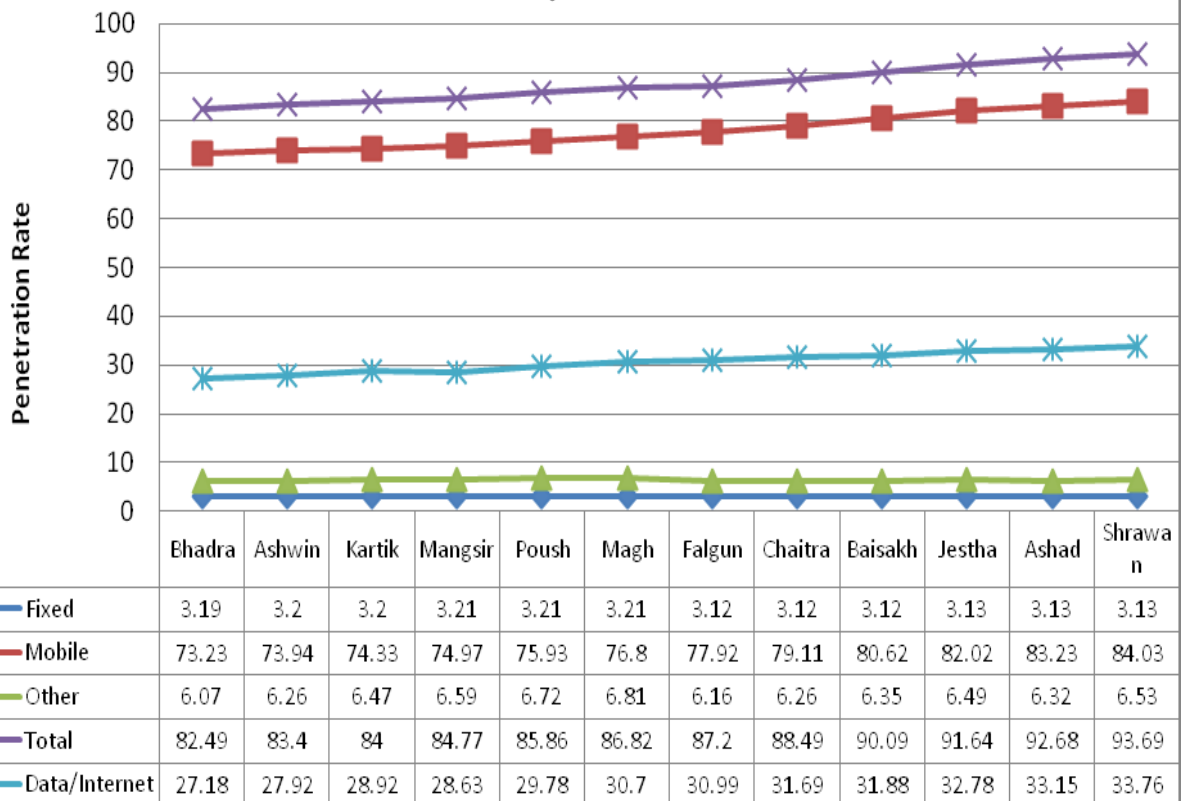
Data/Internet Subscribers



The market share of data/internet subscribers

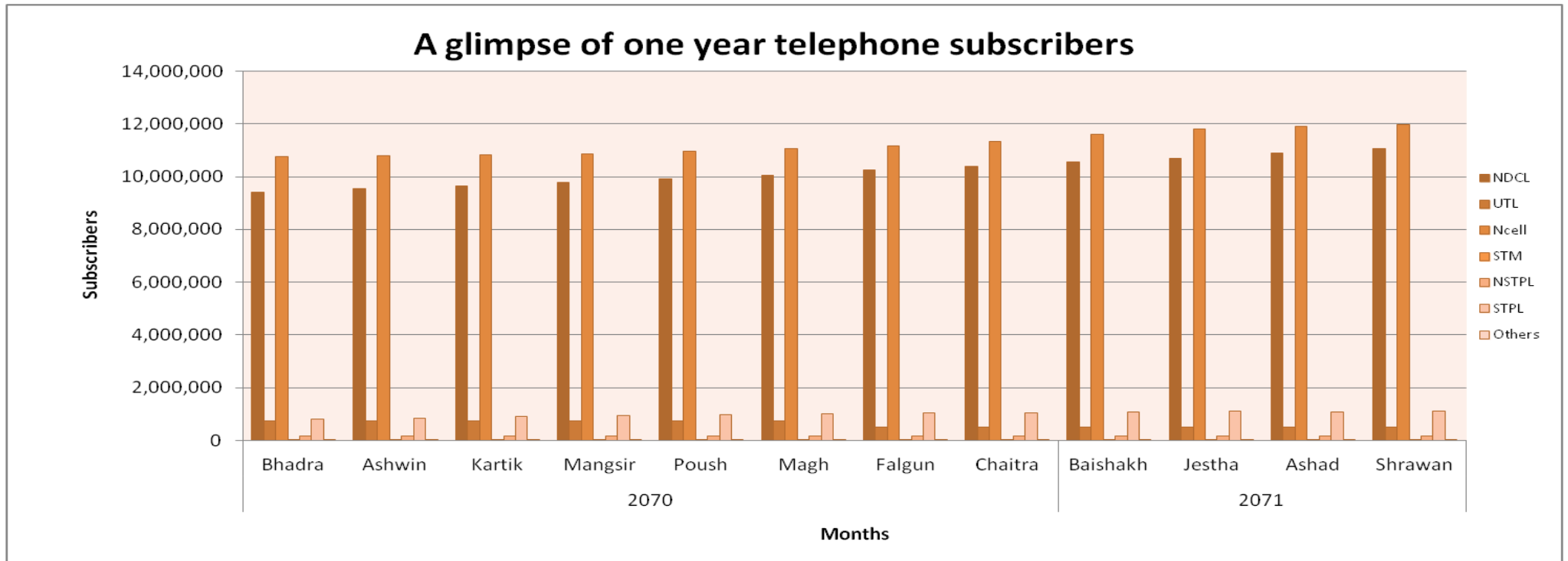


Growth Trend of Voice Telephone and Data Service Penetration



A glimpse of one year telephone subscribers

S.No.	Operators	2070								2071			
		Bhadra	Ashwin	Kartik	Mangsir	Poush	Magh	Falgun	Chaitra	Baishakh	Jestha	Ashad	Shrawan
1	NDCL	9,409,057	9,552,068	9,635,641	9,767,205	9,917,499	10,060,057	10,248,973	10,406,033	10,543,426	10,707,970	10,903,344	11,071,287
2	UTL	727,453	732,337	732,337	732,337	732,337	732,337	506,459	508,841	508,841	508,841	508,841	508,841
3	Ncell	10,759,610	10,805,537	10,827,540	10,867,307	10,969,958	11,059,082	11,169,130	11,328,328	11,591,551	11,797,212	11,924,552	11,970,619
4	STM	5,385	5,385	5,385	5,385	5,385	5,385	5,385	5,385	5,385	5,385	3,095	3,095
5	NSTPL	149,698	149,698	150,000	150,000	150,000	150,000	150,000	150,000	150,000	150,000	150,000	150,000
6	STPL	806,704	852,993	907,712	938,509	972,592	998,196	1,025,582	1,050,362	1,074,604	1,110,146	1,064,998	1,121,100
7	Others	1,742	1,742	1,742	1,742	1,742	1,742	1,742	1,742	1,742	1,742	1,742	1,742



1.4 Quality of Service Report for the Month of Shrawan, 2071: N/A

1.5 Licenses issued by NTA (As of Shrawan, 2071, 16 August, 2014)

S.No.	Name of the Services	Number of the licensee
1.	Basic Telecommunications	3
2.	Basic Telephone Service	1
3.	GSM Cellular Mobile	2
4.	Network Service Provider	9
5.	VSAT User	37
6.	Internet (With E-mail)	43
7.	GMPCS	2
8.	Rural Telecom Service	1
9.	Limited Mobility	83
10.	International Trunk Telephone	3
11.	Rural VSAT User	12
12.	Rural Internet Service Provider	4
13.	Pre-Paid Calling Card Service	1
	Total	201

* Year wise licensing activity of NTA is shown in Appendix-1

2. NTA Activities

2.1 Type Approval Certificate:

The type approval certificates have been issued during the month of Shrawan.

S.No.	Type of Device	Type of certificate	Number
1.	Mobile Handset	Periodic Permanent	4
2.	Short Range Device	Periodic Permanent	14
3.	CDMA Device	Provisional	4
4.	GSM Device	Provisional	3
5.	Mobile Handset	Provisional	42
6.	Short Range Device	Provisional	12
7.	Tablet	Provisional	7

2.2 Foreign Currency Recommendation: Recommendation for Payment of Bandwidth Cost:

NTA, pursuant to section 35 of Telecommunication Act, 1997, recommended to MOIC to avail Foreign Exchange facility to the licensees for the payment of Bandwidth cost to an aggregated amount of NRs. 257,362,357.21 in the month of Shrawan.

2.3 Recommendation for Import of Telecommunications Equipment:

During the month of Shrawan recommendation for the import of Telecommunications equipment amounting to a total of NRs. 67,855,326.51 had been made by NTA.

2.4 License Issue:

S.No.	Name of Licensee	Service	Date (mm/dd/yy)
1.	Mercantile Communications Pvt. Ltd. Durbar Marg, Kathmandu	Rural VSAT User	04/07/2071

2.5 License Renewal:

S.No.	Name of Licensee	Service	Date (mm/dd/yy)
1.	Nepal Investment Bank Ltd., Lukla	Rural VSAT User	06/04/2071

2.	Nepal Investment Bank Ltd., Jumla	Rural VSAT User	06/04/2071
3.	Japan Nepal Information Communication Technology, Kalikasthan	Internet/Email	05/24/2071

2.6 License Cancellation:

S.No.	Name of Licensee	Service	Date (mm/dd/yy)
1.	Nabil Bank Ltd., Birtamod, Jhapa Terminal	VSAT User	04/05/2071
2.	Nabil Bank Ltd., Dhangadi Terminal, Kailali	VSAT User	04/05/2071
3.	Nabil Bank Ltd., Mahendranagar Terminal, Kanchanpur	VSAT User	04/05/2071
4.	Nabil Bank Ltd., Chitwan Terminal	VSAT User	04/05/2071
5.	Nabil Bank Ltd Baglung Terminal	VSAT User	04/05/2071
6.	Nabil Bank Ltd., Morang Terminal	VSAT User	04/05/2071
7.	Nabil Bank Ltd., Dang Ghorahi Terminal	VSAT User	04/05/2071
8.	Nabil Bank Ltd., Dang Tulsipur Terminal	VSAT User	04/05/2071
9.	Nabil Bank Ltd., Nepalgunj Terminal, Bake	VSAT User	04/05/2071
10.	Nabil Bank Ltd., Rupandehi Terminal	VSAT User	04/05/2071
11.	Nabil Bank Ltd., Jhapa Damak Terminal	VSAT User	04/05/2071

2.7 Human Resource and Capacity Building:

a) National Training, Seminar, Study and Observation Tours/Visit:

S.No.	Program	Date	Place	Participant's Name
1.	To solve the problem between locals of Dhading and Ncell	2071/04/16 to 2071/04/18	Dhading	Arjun Ghimire Deputy Director Achutananda Mishra Assistant Director

b) International Training, Seminar, Study and Observation Tours/Visit:

S.No.	Program	Date	Place	Participant's Name
1.	To take part in 15 th SATRC Meeting	2071/04/19 to 2071/04/23	Bhutan	Anil Kumar Dhungel Board Member Ananda Raj Khanal Director Min Prasad Aryal Deputy Director
1.	To take part in Strategic Costing and Business Planning for Quardplay program	2071/04/27 to 2071/05/07	Thailand	Santosh Paudyal Deputy Director Arjun Ghimire Deputy Director

3. NTA's Major Decisions during the month of Shrawan, 2071: N/A

4. List of the members of Nepal Telecommunications Authority

S.No.	Members Name	Designation	Date of Appointment
1.	Mr. Mahesh Prasad Adhikari	Member	2068/11/04
2.	Mr. Anil Kumar Dhungel	Member	2068/11/04

3.	Mr Dhan Raj Gnyawali	Member	2069/08/19
----	----------------------	--------	------------

For Details Contact:

Mr. Arjun Ghimire

Deputy Director

Ms. Anjana Devkota Khanal

Assistant Director

Consumer and Economic Analysis Section

Bluestar Office Complex,

Tripureshwor, Kathmandu

Phone No.: +977-1-4101030-38 (Ext. 243, 224)

Fax No.: +977-1-4101034

E-mail: aghimire@nta.gov.np, adkhanal@nta.gov.np

URL: www.nta.gov.np

NTA Licensing Activity at a glance as of 16 July 2014 (End of Ashad, 2071)

S. No.	Services	Fiscal Year															Total no. of License	License Cancelled	Existing no. of License
		056/57	057/58	058/59	059/60	060/61	061/62	062/63	063/64	064/65	065/66	066/67	067/68	068/69	069/70	070/71			
1	Basic Telecommunication	0	1	0	1	0	0	0	0	1	0	0	0	0	0	0	3	0	3
2	Basic Telephone Service	0	0	0	0	0	0	0	0	0	0	0	0	0	1	0	1	0	1
3	GSM Mobile	1	0	0	0	0	1	0	0	0	0	0	0	0	0	0	2	0	2
4	Network Service Provider	6	1	3	0	1	0	0	2	1	0	1	0	0	0	2	17	8	9
5	Pre-Paid Calling Card	0	0	0	0	0	0	0	0	0	0	0	0	0	1	0	1	0	1
6	VSAT User	16	8	11	15	20	6	41	7	0	6	22	0	5	0	0	157	109	48
7	Internet (with e-mail)	13	2	3	2	6	6	7	3	3	7	12	5	1	0	5	75	32	43
8	Radio Paging	6	2	0	0	0	0	0	0	0	0	0	0	0	0	0	8	8	0
9	Fax Mail	4	2	0	0	0	0	0	0	0	0	0	0	0	0	0	6	6	0
10	Video Conferencing	1	0	0	0	0	0	0	0	0	0	0	0	0	0	0	1	1	0
11	GMPCS	0	0	0	2	0	0	0	1	0	0	0	0	0	0	0	3	1	2
12	Rural Telecom	0	0	0	0	1	0	0	0	1	0	0	0	0	0	0	2	1	1
13	Limited Mobility	0	0	0	0	0	0	2	4	4	3	35	61	0	0	0	109	26	83
14	Int. Trunk Telephone	0	0	0	0	0	0	0	0	2	0	0	1	1	0	0	4	1	3
15	Rural VSAT User	0	0	0	0	0	0	0	0	1	2	5	3	5	0	0	16	5	11
16	Rural ISP	0	0	0	0	0	0	0	0	0	1	5	0	0	0	2	8	4	4
Total		47	16	17	20	28	13	50	17	13	19	80	70	12	2	9	413	202	211

Source: NTA License Section

A Glimpse of Subscriber's of Internet Service as on Shrawan, 2071

S.No.	Company Name	Dialup (PSTN +ISDN)	Wireless Modem, Optical Fiber Ethernet	Cable Modem, Cable etc.	Total
1	STM Telecom Sanchar Pvt.Ltd., Baluwatar, Kathmandu*	-	155	-	155
2	Sustainable Network Pvt.Ltd. Pulchok, Lalitpur	-	102	2	104
3	Cherry World Communication P.Ltd., New Baneshwor, Kathmandu*	-	162	18	180
4	Subisu Cablenet Pvt. Ltd. Baluwatar, Kathmandu*	-	4,926	13,584	18,510
5	Fiber Online Pvt. Ltd., Jawalakhel, Lalitpur*	-	-	474	474
6	Mega Broadcast Pvt. Ltd. Dillibazar, Kathmandu*	1,370	-	-	1,370
7	Namche Networks Pvt. Ltd.*	-	10	8	18
8	Pokhara Internet Pvt. Ltd., Pokhara, Kaski*	-	-	15	15
9	Broadlink Network & Communication Pvt.Ltd., Kathmandu*	-	38,503	-	38,503
10	WorldLink Communications (Pvt.) Ltd. Jawalakhel, Lalitpur*	3,495	7,605	8,350	19,450
11	I Plus Pvt. Ltd, Lazimpat*	-	-	115	115
12	Classic Tech Pvt. Ltd., Baneshwor, Kathmandu*	-	469	33	502
13	Japan Nepal Information Communication Technology, Kalikasthan*	152	-	-	152
14	Himalayan Online Services (Pvt) Ltd. DurbarMarg, Kathmandu*	-	266	653	919
15	Vianet communicatuins Pvt. Ltd., Sidhibhawan, Kathmandu	-	2,000	100	2,100
16	Eastlink Technology Pvt. Ltd., Tripureshwor, Kathmandu*	-	211	-	211
17	Health Net Nepal, Jaya Bageswori, Kathmandu*	-	-	24	24
18	Mercantile Communication (Pvt). Ltd. DurbarMarg, Kathmandu*	5,130	455	818	6,403
19	Allied Net Link Technologies Pvt. Ltd., Marajgunj, Kathmandu*	-	62	-	62
20	Satelink Nepal Pvt.Ltd., Maharajgunj, Kathmandu*	-	19	70	89
21	Net Max Technologies P. Ltd, Anamnagar, Kathmandu*	-	3,720	52	3,772

22	OTEL communication Pvt. Ltd., Jawalakhel, Lalitpur*	-	139	-	139
23	Eastern Networks Pvt. Ltd., Naxal, Kathmandu*	-	-	206	206
24	Web Surfer Nepal Company. System Pvt. Ltd. Naxal, Kathmandu*	-	5,464	566	6,030
25	Radius Communication Pvt.Ltd., Putalisadak, Kathmandu*	-	-	136	136
26	Netplus Technology Pvt.Ltd*	-	36	136	172
27	Lumbini Net Pvt.Ltd*	-	-	6,367	6,367
Total		10,147	64,304	31,727	106,178

* Those ISP who did not submit the data for the month of Shrawan.